



ACCESSORIES CATALOGUE



Overlocker/Serger Accessories

June. 2022 Edition

How to check your machine model

◆Label on the machine

Check the electrical rating label on the back of the machine.



In the case of a label with product code

The product code is the model name.

*Model HC500-00 is not.




In the case of a label without product code

Model is the model name.



◆Instruction manual

Check the cover of the instruction manual.



Machine model series


MO-2800 MO-2500	MO-2000QVP MO-1000	MO-735N	MO-655N	MO-114DN MO-104DN
MO-2800 MO-2500	MO-2000QVP MO-1000	MO-735N	MO-655N	MO-114DN MO-104DN

MO-654DEN MO-644DN	MO-80CB	MO-50eN	MO-623N	MCS-1500N
MO-654DEN MO-644DN	MO-80CB	MO-50eN	MO-623N	MCS-1500N

Standard Presser Foot

This presser foot is used for regular overlock stitching. It can also be used for sewing in tape while overlocking the edge of the fabric.

The shape, functionality and guide line positions differ depending on the model. For details, refer to the manual supplied with your machine.




MO-2800 MO-2500	MO-2000QVP MO-1000	MO-735N	MO-655N	MO-114DN MO-104DN
40258115	40134861	A1501-130-0B0	A1501-655-0B0A	A1501-800-0A0
MO-654DEN MO-644DN	MO-80CB	MO-50eN	MO-623N	MCS-1500N
A1501-634-0B0	40233699	40131302	A1501-613-0B0A	40122001

Blind Stitch Presser Foot (For Right Needle)

This presser foot is used to sew blind hem stitching while overlocking the edge of the fabric.

With this presser foot, the fabric edge, folded in three, can be inserted and the guide plate and positioned so that stitching will not be visible from the right side of the fabric. Since this presser foot is designed specifically for use with the right needle, it cannot be used with the left needle of a two-needle sewing machine.



MO-2800 MO-2500	MO-2000QVP MO-1000	MO-735N	MO-655N	MO-114DN MO-104DN
40267374	40138091	A9810-634-0A0A		
MO-654DEN MO-644DN	MO-80CB	MO-50eN	MO-623N	MCS-1500N
A9810-634-0A0A	—		A9810-634-0A0A	—

Universal Blind Stitch Presser Foot (For Right & Left Needle)

This presser foot is used to sew blind hem stitching, decorative flatlock or pintucks.

This presser foot can be used with either the right or the left needle and has a guide plate that can be moved within a wide range. Since the seam width can be adjusted, this presser foot is also useful for decorating by sewing along a folded edge with decorative flatlock or with roll hem (pintuck) stitches.



MO-2800 MO-2500	MO-2000QVP MO-1000	MO-735N	MO-655N	MO-114DN MO-104DN
40149058		A9521-634-0A0A		
MO-654DEN MO-644DN	MO-80CB	MO-50eN	MO-623N	MCS-1500N
A9521-634-0A0A	40131946		A9521-634-0A0A	—

Elasticator Presser Foot

This presser foot is used for sewing in elastic tape while overlocking the edge of the fabric.

Tension is applied to the elastic tape by the roller guide at the front of the presser foot, stretching the tape while it is sewn in. The tension can be adjusted with the roller clamping screw. Elastic tape with a width of 5 to 8 mm width is best.



MO-2800 MO-2500	MO-2000QVP MO-1000	MO-735N	MO-655N	MO-114DN MO-104DN
40267375	40138095	A9815-655-0A0A		

MO-654DEN MO-644DN	MO-80CB	MO-50eN	MO-623N	MCS-1500N
A9815-655-0A0A	With guide 40233726 Without guide 40131947		A9815-655-0A0A	—

Cording Presser Foot

This presser foot is used for sewing on nylon thread or wire for crafts.

Hook the nylon thread or wire on the two gimp guides before sewing. This will give tension to fabric edges, such as on frills, and prevent them from collapsing.



MO-2800 MO-2500	MO-2000QVP MO-1000	MO-735N	MO-655N	MO-114DN MO-104DN
40138099		A9820-655-0A0A		

MO-654DEN MO-644DN	MO-80CB	MO-50eN	MO-623N	MCS-1500N
A9820-655-0A0A	—		A9820-655-0A0A	—

Beading Presser Foot

This presser foot is used for sewing on strands of pearls, beads or sequins.

Braiding of a width of up to 4 mm as well as transparent or decorative threads can be sewn on. The strand can also be sewn in the middle of fabric by sewing along a folded edge with flatlock.



MO-2800 MO-2500	MO-2000QVP MO-1000	MO-735N	MO-655N	MO-114DN MO-104DN
40138106		A9870-634-0A0A		

MO-654DEN MO-644DN	MO-80CB	MO-50eN	MO-623N	MCS-1500N
A9870-634-0A0A	40131949		A9870-634-0A0A	—

Curved Beading Presser Foot

This presser foot is used for sewing on strands of pearls, beads or sequins along curves.

Braiding of a width of up to 4 mm can be sewn onto an outside curve (toward the left) with a diameter of at least 15 cm. This presser foot being short at the front allows it to easily follow curves.



MO-2800 MO-2500	MO-2000QVP MO-1000	MO-735N	MO-655N	MO-114DN MO-104DN
40149059		A9511-634-0A0A		

MO-654DEN MO-644DN	MO-80CB	MO-50eN	MO-623N	MCS-1500N
A9511-634-0A0A	—		A9511-634-0A0A	—

Piping Presser Foot

This presser foot is used for sewing on piping while overlocking the edge of the fabric.

Sew along the edge of the piping with the tubular part of the tape fed into the groove along the bottom of this presser foot. Use either both needles or only the left needle with this presser foot.



MO-2800 MO-2500	MO-2000QVP MO-1000	MO-735N	MO-655N	MO-114DN MO-104DN
40138103		A9865-655-0A0A		

MO-654DEN MO-644DN	MO-80CB	MO-50eN	MO-623N	MCS-1500N
A9865-655-0A0A	40131950		A9865-655-0A0A	—

Gathering Presser Foot

This presser foot is used for sewing together two pieces of fabric while creating gathers.

Using the differential feed, gathers can be created in only the lower piece. You can adjust the amount of fabric that is gathered by changing the differential feed between 1.5 and 2.0. Gathers can also be created in a single piece of fabric.



MO-2800 MO-2500	MO-2000QVP MO-1000	MO-735N	MO-655N	MO-114DN MO-104DN
40138121		A9860-655-0A0C		

MO-654DEN MO-644DN	MO-80CB	MO-50eN	MO-623N	MCS-1500N
A9860-655-0A0C	40131948		—	

Tractor Presser Foot

The tractor presser foot smoothly rides up on and down from the multi-layered part of the material while preventing stitch skipping at that part.

Use the tractor presser foot for joining collars, shoulders, bottoms and sleeve cuffs. This presser foot does not use the presser holder.



MO-2800 MO-2500	MO-2000QVP MO-1000	MO-735N	MO-655N	MO-114DN MO-104DN
40267377		—		

MO-654DEN MO-644DN	MO-80CB	MO-50eN	MO-623N	MCS-1500N
—				

Clear Presser Foot

Since this presser foot is transparent, it helps the operator to observe the stitches and the fabric with ease.

With this foot, you can see the needle point clearly. At the part to sew carefully such as multi-layered parts or curves, it is easier to sew while checking the condition of the fabric.



MO-2800 MO-2500	MO-2000QVP MO-1000	MO-735N	MO-655N	MO-114DN MO-104DN
40267376		—		

MO-654DEN MO-644DN	MO-80CB	MO-50eN	MO-623N	MCS-1500N
—				

Curve Foot

With this curve foot, you can handle the curved portions of the material smoothly and produce beautifully finished seams.

This foot is able to make small turns since it is smaller than the standard presser foot. It is useful for sewing small curves.



MO-2800 MO-2500	MO-2000QVP MO-1000	MO-735N	MO-655N	MO-114DN MO-104DN
40271795		—		

MO-654DEN MO-644DN	MO-80CB	MO-50eN	MO-623N	MCS-1500N
—				

Taping Foot

This presser foot is used for sewing in tape while overlocking the edge of the fabric.

Feed the tape into the slot at the front of the presser foot, and adjust the guide according to the width of the tape. Use this presser foot to insert tape along shoulder seams in order to reinforce them.



MO-2800 MO-2500	MO-2000QVP MO-1000	MO-735N	MO-655N	MO-114DN MO-104DN
Same as standard presser foot				

MO-654DEN MO-644DN	MO-80CB	MO-50eN	MO-623N	MCS-1500N
Same as standard presser foot	40131951		Same as standard presser foot	—

Chain Stitch Presser Foot

This presser foot is designed specifically for sewing chain stitches.

Use the left needle with this presser foot. (Be sure to remove the right and center needles before using this presser foot.)



MO-2800 MO-2500	MO-2000QVP MO-1000	MO-735N	MO-655N	MO-114DN MO-104DN
—				

MO-654DEN MO-644DN	MO-80CB	MO-50eN	MO-623N	MCS-1500N
—				40177370

Coverstitch Hem Guide

This guide is used for setting the folded width of the fabric and the stitching position for coverstitching.

This guide can set the folded width of the fabric and align the edge of the fabric from the back side, where it is difficult to see the coverstitching. First fold the fabric to the width that is to be sewn, and then adjust the guide according to the width of the fold. This guide is perfect for finishing pant and sleeve hems of clothes.



MO-2800 MO-2500	MO-2000QVP MO-1000	MO-735N	MO-655N	MO-114DN MO-104DN
—		40122229	—	

MO-654DEN MO-644DN	MO-80CB	MO-50eN	MO-623N	MCS-1500N
—				40177371

Coverstitch Hem Guide (with Material Guide)

In the case the hem guide is used with the sewing machine, the sewing machine is able to perform coverstitch while folding the material edge over a certain width (hem folding process).

In some cases of sewing a curve part of the material, it may be easier to sew the curve only using the material guide instead of using both the material guide and the hem guide.




MO-2800 MO-2500	MO-2000QVP MO-1000	MO-735N	MO-655N	MO-114DN MO-104DN
—		40255755	—	

MO-654DEN MO-644DN	MO-80CB	MO-50eN	MO-623N	MCS-1500N
—				40255755

Cover Stitch Clear Presser Foot

Since this type of presser foot has a transparent foot, it is helpful to allow the operator to see stitches and material during sewing.

In the case of sewing the looped part such as T-shirt hem, this foot will assist you to see the needle point so clearly to overlap the stitches at the end of sewing with the beginning one.



MO-2800 MO-2500	MO-2000QVP MO-1000	MO-735N	MO-655N	MO-114DN MO-104DN
—		40255760	—	

MO-654DEN MO-644DN	MO-80CB	MO-50eN	MO-623N	MCS-1500N
—				40255760

Double Fold Bias Binder (30mm/8mm)

With this binder, the sewing machine is able to double-fold the 30 mm (13/16") wide knit tape into approximately 8mm (5/16") wide tape to bind the material edge.

With this binder, the sewing machine is able to attach knit tapes with two-thread chainstitch. The knit tapes are automatically folded to bind the garment edges such as neckline or to make straps such as shoulder straps of camisoles.



MO-2800 MO-2500	MO-2000QVP MO-1000	MO-735N	MO-655N	MO-114DN MO-104DN
—		40255758	—	

MO-654DEN MO-644DN	MO-80CB	MO-50eN	MO-623N	MCS-1500N
—				40255758

Tape Stand

When you use a binder, etc., a bias tape can be set on this tape stand to allow it to be fed smoothly.

This tape stand prevents the bias tape from warping or the bias tape roll from coming off and rolling even when the sewing length is large.



MO-2800 MO-2500	MO-2000QVP MO-1000	MO-735N	MO-655N	MO-114DN MO-104DN
—		40255756	—	
MO-654DEN MO-644DN	MO-80CB	MO-50eN	MO-623N	MCS-1500N
—				40255756

Belt Loop Binder

With this binder, it is easy to make 10 mm wide belt loops that are used for ready-made clothes.

The tapes are automatically folded and sewn with the coverstitch sewing.

Tape size: 20 mm

Finished size: 10 mm




MO-2800 MO-2500	MO-2000QVP MO-1000	MO-735N	MO-655N	MO-114DN MO-104DN
—		40255759	—	
MO-654DEN MO-644DN	MO-80CB	MO-50eN	MO-623N	MCS-1500N
—				40255759

Upper Loper Converter

Two-thread overlocking or flatlock can be sewn with a 3/4-thread overlock sewing machine.

By covering the upper looper, you can sew with only two threads (lower looper thread and needle thread). Although two pieces of fabric cannot be sewn together, you can easily sew overlocking with two threads.



MO-2800 MO-2500	MO-2000QVP MO-1000	MO-735N	MO-655N	MO-114DN MO-104DN
—		A9130-777-0A0	A9825-634-0A0	
MO-654DEN MO-644DN	MO-80CB	MO-50eN	MO-623N	MCS-1500N
A9825-634-0A0	—		A9825-634-0A0	—

Waste Collector

This box collects scraps of fabric cut by the overlock sewing machine.

This is useful for throwing out all scraps after work is completed, without allowing them to scatter around the work area. When storing the sewing machine, accessories such as the foot controller can be stored in this box.



MO-2800 MO-2500	MO-2000QVP MO-1000	MO-735N	MO-655N	MO-114DN MO-104DN
Please contact your local JUKI dealer		40134096	A9108-130-000	A9108-202-000
A910-880-L000				

MO-654DEN MO-644DN	MO-80CB	MO-50eN	MO-623N	MCS-1500N
A9108-202-000	Please contact your local JUKI dealer		A9108-202-000	—

Extension Table Set

Attaching the extension table expands your workspace.

The transparent top plate makes it easy to find what is under the table.



MO-2800 MO-2500	MO-2000QVP MO-1000	MO-735N	MO-655N	MO-114DN MO-104DN
40266709	—			

MO-654DEN MO-644DN	MO-80CB	MO-50eN	MO-623N	MCS-1500N
—	40233733	—		

Foot Control

This controller can be used to start/stop sewing and adjust the sewing speed with your foot.

Controlling the sewing machine with your foot leaves both of your hands free while sewing.



MO-2800 MO-2500	MO-2000QVP MO-1000	MO-735N	MO-655N	MO-114DN MO-104DN
Please contact your local JUKI dealer				

MO-654DEN MO-644DN	MO-80CB	MO-50eN	MO-623N	MCS-1500N
Please contact your local JUKI dealer				

MO Attachment Set 8pcs

This is a set of eight presser feet that can be used for practical sewing or decorative stitching.

This set contains the following: Blind Stitch Presser Foot (For Right Needle), Universal Blind Stitch Presser Foot (For Right & Left Needle), Elasticator Presser Foot, Cording Presser Foot, Beading Presser Foot, Curved Beading Presser Foot, Piping Presser Foot, Gathering Presser Foot



MO-2800 MO-2500	MO-2000QVP MO-1000	MO-735N	MO-655N	MO-114DN MO-104DN
—	40149062	40123395		

MO-654DEN MO-644DN	MO-80CB	MO-50eN	MO-623N	MCS-1500N
40123395	—	40123395		—

MO Attachment Set 6pcs

This is a set of six presser feet that can be used for practical sewing or decorative stitching.

This set contains the following: Blind Stitch Presser Foot (For Right Needle), Elasticator Presser Foot, Cording Presser Foot, Beading Presser Foot, Piping Presser Foot, Gathering Presser Foot



MO-2800 MO-2500	MO-2000QVP MO-1000	MO-735N	MO-655N	MO-114DN MO-104DN
—	40149061	40064938		

MO-654DEN MO-644DN	MO-80CB	MO-50eN	MO-623N	MCS-1500N
40064938	—	40064938		—

MO Attachment Set 3pcs

This is a set of three presser feet that can be used for practical sewing or decorative stitching.

This set contains the following: Blind Stitch Presser Foot (For Right Needle), Elasticator Presser Foot, Cording Presser Foot



MO-2800 MO-2500	MO-2000QVP MO-1000	MO-735N	MO-655N	MO-114DN MO-104DN
—	40149060	40064939		

MO-654DEN MO-644DN	MO-80CB	MO-50eN	MO-623N	MCS-1500N
40064939	—	40064939		—

MO Attachment Set 6pcs (For MO-50e)

This is a set of six presser feet that can be used for practical sewing or decorative stitching.

This set contains the following: Universal Blind Stitch Presser Foot (For Right & Left Needle), Elasticator Presser Foot, Beading Presser Foot, Piping Presser Foot, Gathering Presser Foot, Taping Foot



MO-2800 MO-2500	MO-2000QVP MO-1000	MO-735N	MO-655N	MO-114DN MO-104DN
—				
MO-654DEN MO-644DN	MO-80CB	MO-50eN	MO-623N	MCS-1500N
—	40134119		—	

Overlocker/Serger Accessories List

	MO-2800 MO-2500	MO-2000QVP MO-1000	MO-735N	MO-655N	MO-114DN MO-104DN
	MO-2800 MO-2500	MO-2000QVP MO-1000	MO-735N	MO-655N	MO-114DN MO-104DN
Standard Presser Foot	40258115	40134861	A1501-130-0B0	A1501-655-0B0A	A1501-800-0A0
Blind Stitch Presser Foot (For Right Needle)	40267374	40138091	A9810-634-0A0A		
Universal Blind Stitch Presser Foot (For Right & Left Needle)	40149058		A9521-634-0A0A		
Elasticator Presser Foot	40267375	40138095	A9815-655-0A0A		
Cording Presser Foot	40138099		A9820-655-0A0A		
Beading Presser Foot	40138106		A9870-634-0A0A		
Curved Beading Presser Foot	40149059		A9511-634-0A0A		
Piping Presser Foot	40138103		A9865-655-0A0A		
Gathering Presser Foot	40138121		A9860-655-0A0C		
Tractor Presser Foot	40267377		—		
Clear Presser Foot	40267376		—		
Curve Foot	40271795		—		
Taping Foot	Same as standard presser foot				
Chain Stitch Presser Foot	—				
Coverstitch Hem Guide	—		40122229	—	
Coverstitch Hem Guide (with Material Guide)	—		40255755	—	
Cover Stitch Clear Presser Foot	—		40255760	—	
Double Fold Bias Binder (30mm/8mm)	—		40255758	—	
Tape Stand	—		40255756	—	
Belt Loop Binder	—		40255759	—	
Upper Looper Converter	—		A9130-777-0A0	A9825-634-0A0	
Waste Collector	Please contact your local JUKI dealer	40134096	A9108-130-000	A9108-202-000	A910-880-L000
Extension Table Set	—				
Foot Control	Please contact your local JUKI dealer				
MO Attachment Set 8pcs	—	40149062	40123395		

	MO-2800 MO-2500	MO-2000QVP MO-1000	MO-735N	MO-655N	MO-114DN MO-104DN
	MO-2800 MO-2500	MO-2000QVP MO-1000	MO-735N	MO-655N	MO-114DN MO-104DN
MO Attachment Set 6pcs	—	40149061	40064938		
MO Attachment Set 3pcs	—	40149060	40064939		
MO Attachment Set 6pcs (For MO-50e)	—				

	MO-654DEN MO-644DN	MO-80CB	MO-50eN	MO-623N	MCS-1500N
	MO-654DEN MO-644DN	MO-80CB	MO-50eN	MO-623N	MCS-1500N
Standard Presser Foot	A1501-634-0B0	40233699	40131302	A1501-613-0B0A	40122001
Blind Stitch Presser Foot (For Right Needle)	A9810-634-0A0A	—		A9810-634-0A0A	—
Universal Blind Stitch Presser Foot (For Right & Left Needle)	A9521-634-0A0A	40131946		A9521-634-0A0A	—
Elasticator Presser Foot	A9815-655-0A0A	With guide 40233726 Without guide 40131947		A9815-655-0A0A	—
Cording Presser Foot	A9820-655-0A0A	—		A9820-655-0A0A	—
Beading Presser Foot	A9870-634-0A0A	40131949		A9870-634-0A0A	—
Curved Beading Presser Foot	A9511-634-0A0A	—		A9511-634-0A0A	—
Piping Presser Foot	A9865-655-0A0A	40131950		A9865-655-0A0A	—
Gathering Presser Foot	A9860-655-0A0C	40131948		—	
Tractor Presser Foot	—				
Clear Presser Foot	—				
Curve Foot	—				
Taping Foot	Same as standard presser foot	40131951		Same as standard presser foot	—
Chain Stitch Presser Foot	—				40177370
Coverstitch Hem Guide	—				40177371
Coverstitch Hem Guide (with Material Guide)	—				40255755
Cover Stitch Clear Presser Foot	—				40255760
Double Fold Bias Binder (30mm/8mm)	—				40255758
Tape Stand	—				40255756
Belt Loop Binder	—				40255759
Upper Looper Converter	A9825-634-0A0	—		A9825-634-0A0	—
Waste Collector	A9108-202-000	Please contact your local JUKI dealer		A9108-202-000	—
Extension Table Set	—	40233733	—		
Foot Control	Please contact your local JUKI dealer				
MO Attachment Set 8pcs	40123395	—		40123395	—

	MO-654DEN MO-644DN	MO-80CB	MO-50eN	MO-623N	MCS-1500N
	MO-654DEN MO-644DN	MO-80CB	MO-50eN	MO-623N	MCS-1500N
MO Attachment Set 6pcs	40064938	—		40064938	—
MO Attachment Set 3pcs	40064939	—		40064939	—
MO Attachment Set 6pcs (For MO-50e)	—	40134119		—	