

**ACCESSORIES  
CATALOGUE**



**Long Arm Quilting Machine  
Accessories**


Mar. 2019 Edition

## Quilting Foot

**Free Motion Presser Foot used for free-motion sewing and Ruler Work.**

With a distance of 1/4" (6.5 mm) from the needle entry point to the outer edge, use this presser foot for free motion quilting and to sew with a quilting ruler as a guide.

TL-2200QVP Stand Up Type	TL-2200QVP Sit Down Type
40125767	




## Open Toe Foot

**This presser foot for free-motion sewing is open at the front so that the needle area is easy to see.**

This presser foot is useful for quilting small designs or anytime visual of the needle area is needed.

TL-2200QVP Stand Up Type	TL-2200QVP Sit Down Type
40144744	



## Couching Feet Set

**The Couching Foot is used for sewing decorative thread, yarn, and much more.**

This set includes two different sizes of couching foot. Use the appropriate one according to the thickness of the material being sewn.

TL-2200QVP Stand Up Type	TL-2200QVP Sit Down Type
40184899	



## Clear Glide Foot

**The glide foot is a bowl-shaped type foot.**

This presser foot is intended to be used for quilting when gliding along applique and other slightly three-dimensional embellishment.

TL-2200QVP Stand Up Type	TL-2200QVP Sit Down Type
40201924	



## Bobbin

**M Size bobbins for a double-capacity hook specifically designed for the TL2200 Longarm.**

Juki M bobbins are made of solid aluminum.



TL-2200QVP Stand Up Type	TL-2200QVP Sit Down Type
D9117141E00	

## Bobbin Case

**M Size bobbin case for a double-capacity hook.**

This bobbin case allows you to adjust the bobbin thread tension.




TL-2200QVP Stand Up Type	TL-2200QVP Sit Down Type
B1837201SA0	

## Needle

**Longarm Needle Pack.**

This set contains ten GB 134R #18 needles.



TL-2200QVP Stand Up Type	TL-2200QVP Sit Down Type
MDP5AAB110T	

## Sub Table

**This auxiliary table can be used to enlarge the work surface.**

This table is useful when sewing large projects. Two are required for installation on the left and right sides.  
Work area dimensions: 15.7 (W) × 33.7 (D)(400 mm (W) × 855 mm (D))



TL-2200QVP Stand Up Type	TL-2200QVP Sit Down Type
—	81007841

## Tension Gauge

**This gauge can be used for measuring the tension of the bobbin thread.**

The tension of the bobbin thread can be measured while leaving the bobbin case installed.




TL-2200QVP Stand Up Type	TL-2200QVP Sit Down Type
Please contact your local JUKI dealer	

## Leader Cloth

**3 Piece set of Leaders for attaching quilt fabric to rails.**

With this leader cloth, excess fabric is not needed for wrapping around rails, and the printed guide lines help with aligning. This cloth is 10 feet wide.



TL-2200QVP Stand Up Type	TL-2200QVP Sit Down Type
Please contact your local JUKI dealer	—

## Ruler Base

**This base is used for stabilizing rulers when stitching designs.**

Install this base around the needle plate of the machine to expand the work surface. Base can be removed when not in use.




TL-2200QVP Stand Up Type	TL-2200QVP Sit Down Type
Please contact your local JUKI dealer	—

## Ruler Set

**This quilting ruler is used for creating a pattern while stitching.**

Various patterns can be formed by combining basic lines and shapes. Be sure to use this kit together with the ruler base and presser foot for a ruler. The kit contents and shapes may differ.



TL-2200QVP Stand Up Type	TL-2200QVP Sit Down Type
Please contact your local JUKI dealer	

## Learning Ruler Kit

**This kit gives you a reusable practice grid to preview your designs.**

A tube template tester to emulate the ruler foot of your machine. Use with your write erase pen. Super Grip Dots to steady your rulers on fabric.



TL-2200QVP Stand Up Type	TL-2200QVP Sit Down Type
Please contact your local JUKI dealer	

## Quilt Clips

**4 quilt clips for 1 1/2 inch frame rails.**

These quilt clips allow you to adjust your quilt and have the perfect fabric tension while quilting.



TL-2200QVP Stand Up Type	TL-2200QVP Sit Down Type
Please contact your local JUKI dealer	—

## 2 ft Extension

**Extend your Juki Frame to 7 feet or 12 feet to perfectly fit your quilting space.**



TL-2200QVP Stand Up Type	TL-2200QVP Sit Down Type
Please contact your local JUKI dealer	—

## Rear Handles

**Handle allows you to operate the sewing machine from back of machine by moving the LCD screen and Laser Light.**

Use this handle to Quilt while using a laser to trace a design placed on the frame.



TL-2200QVP Stand Up Type	TL-2200QVP Sit Down Type
Please contact your local JUKI dealer	—

# Table Polish Paste

## Table Polish Kit.

Use table polish with cloth to create a clean ultra smooth surface for your guild to glide over.



TL-2200QVP Stand Up Type	TL-2200QVP Sit Down Type
—	Please contact your local JUKI dealer

**Long Arm Quilting Machine  
Accessories List**

	TL-2200QVP	
	Stand Up Type	Sit Down Type
Quilting Foot	40125767	
Open Toe Foot	40144744	
Couching Feet Set	40184899	
Clear Glide Foot	40201924	
Bobbin	D9117141E00	
Bobbin Case	B1837201SA0	
Needle	MDP5AAB110T	
Sub Table	—	81007841
Tension Gauge	Please contact your local JUKI dealer	
Leader Cloth	Please contact your local JUKI dealer	—
Ruler Base	Please contact your local JUKI dealer	—
Ruler Set	Please contact your local JUKI dealer	
Learning Ruler Kit	Please contact your local JUKI dealer	
Quilt Clips	Please contact your local JUKI dealer	—
2 ft Extension	Please contact your local JUKI dealer	—
Rear Handles	Please contact your local JUKI dealer	—
Table Polish Paste	—	Please contact your local JUKI dealer