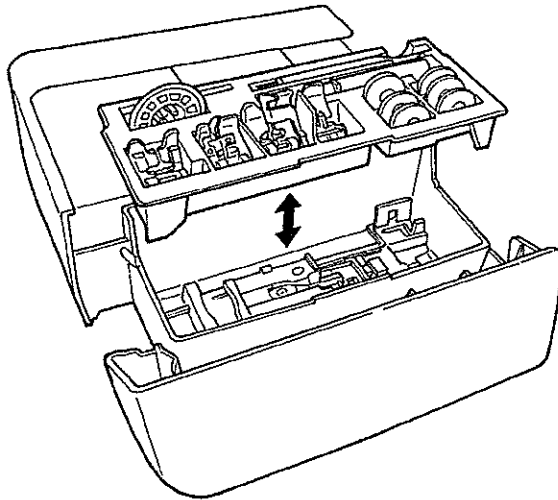
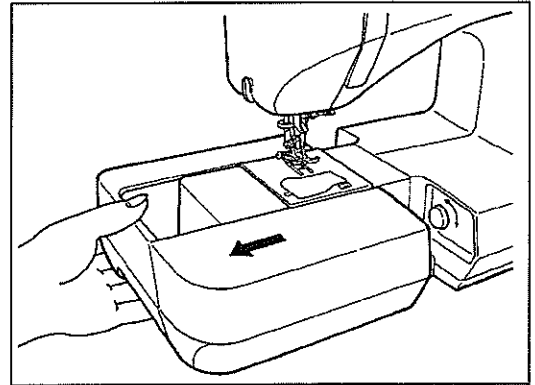


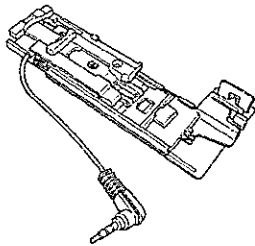
Accessories




Draw the auxiliary bed out to the left.



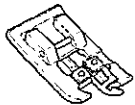
• Inside the auxiliary bed.



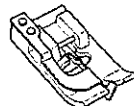
Buttonhole presser foot (E)



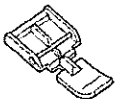
Manual buttonhole presser foot (I)



Overcasting presser foot (C)



Blind stitch presser foot (D)



Zipper presser foot (B)



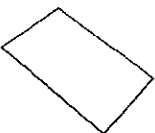
Bobbin (3)



T-shape screwdriver



Ripper



Cleaning brush

Needle set
HA X 1 # 11 (1)
14 (1)
16 (1)
for knit # 11 (1)

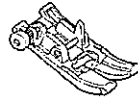


Spool cap (Small)



Spool cap (Middle)

• Supplied with the machine



Standard presser foot (A)



Bobbin (1)



Spool cap (large)

• Inside the accessories bag.




Walking foot (N)

F600 / F400



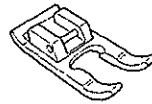
Patchwork presser foot (P)

F600 / F400



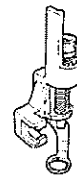
Auxiliary spool pin

F600 / F400



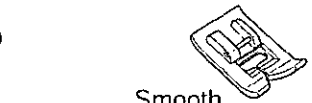
Open toe presser foot (O)

F600 Only



Quilt presser foot (Q)

F600 / F400



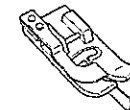
Smooth presser foot (T)

F600 Only



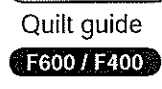
Quilt guide

F600 / F400



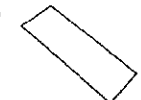
Edge Sewing presser foot (R)

F600 Only



Eyelet punch

F600 Only



Twin needle

F600 / F400

• Inside hard case



Foot Controller
model name: JC-001



Knee-lifting lever

F600 / F400



Instruction manual
(This manual)



Power cord