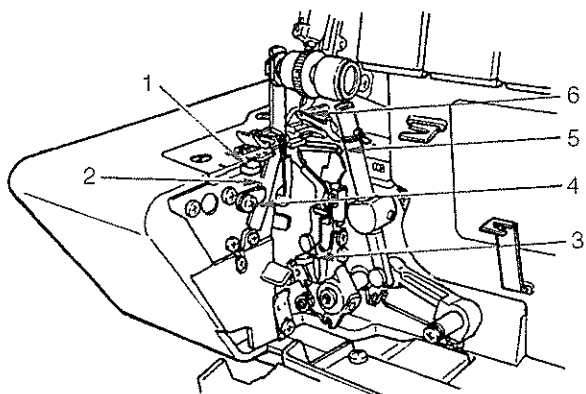


Details of the machine

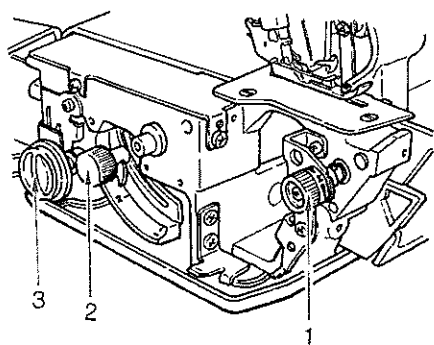


Caution

Be sure to turn off the power switch before opening the looper cover.

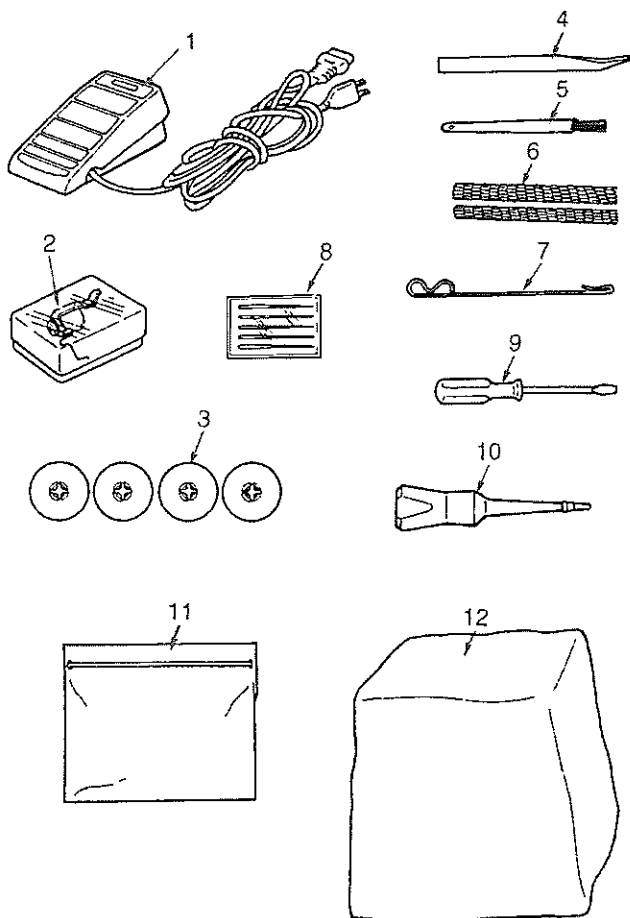
View with looper cover open

1. Selection lever for overlocking or rollhemming
2. Lower knife
3. Lower looper auto threader (MO-114D)
4. Lower knife set screw
5. Lower looper
6. Upper looper



View with cloth plate open

1. Cutting width adjustment knob
2. Stitch length adjustment knob (MO-104D)
3. Differential feed adjustment knob (MO-104D)



Accessories

1. Electronic foot control
2. Upper looper converter *
3. Spool caps
4. Tweezers
5. Cleaning brush/Needle inserter
6. Nets
7. Looper threader **
8. Needle set 130/705
9. Small screwdriver
10. Oiler
11. Accessory bag
12. Dust cover

* Optional for MO-104D

** Only for MO-104D