

**ACCESSORIES
CATALOGUE**



Household Sewing Machine Accessories

Practical Sewing Presser Feet

Standard Presser Foot

This standard presser foot is used for sewing straight stitches and zigzag stitches. It can be used to sew lightweight to heavyweight materials.

- ◎ The wide needle entry opening allows this presser foot to be used for a variety of fabrics and applications, from straight stitches to zigzag stitches.
- ◎ Press the black button to keep the presser foot horizontal in order to smoothly begin sewing at a thick seam.



HZL-DX	Exceed(F)	HZL-G	HZL-H	HZL-L	HZL-K	HZL-350Z	HZL-27Z/29Z	HZL-12Z
	40057923		40165250	40169908	40051131	40151600	40051131	40130228

Overcasting Presser Foot (Overedge Foot)

This presser foot is used to sew overcasting in order to prevent the cut edges of fabric from fraying.

- ◎ Sew with the edges of the fabric aligned with the guide. The prong in the opening of the presser foot presses down the edge of the fabric to prevent puckering. In addition, the amount of thread going into the stitching is adjusted by the thread crossing the prong, creating a clean finish with little shrinkage.
- ◎ This presser foot cannot be used to sew zigzag stitches or overcasting by 3-point zigzag.



HZL-DX	Exceed(F)	HZL-G	HZL-H	HZL-L	HZL-K	HZL-350Z	HZL-27Z/29Z	HZL-12Z
	40080960	40110163	40145869	40169900	40117901	40145869	40050948	-

Buttonhole Presser Foot

This presser foot is used to automatically sew buttonholes.

- ◎ You can sew buttonholes of the appropriate size by simply placing the button in the button holder of the presser foot. (Not available with some sewing machines.)



HZL-DX	Exceed(F)	HZL-G	HZL-H	HZL-L	HZL-K	HZL-350Z	HZL-27Z/29Z	HZL-12Z
	40080966	40110162	40165251	40169879	40117900	40151623	40088436	

Decorate Stitch Presser Foot (Manual BH Presser Foot/Satin Stitch Foot)

This presser foot is used for sewing satin stitches, decorative stitches and letters.

- ⦿ The groove along the bottom of this presser foot ensures that the presser foot does not catch on the stitching, ensuring the fabric will be smoothly fed.
- ⦿ Use to accurately sew a buttonhole near a thick seam that is hard to reach. Also Used to Manually Create Oversize Buttonholes.



HZL-DX	Exceed(F)	HZL-G	HZL-H	HZL-L	HZL-K	HZL-350Z	HZL-27Z/29Z	HZL-12Z
40112905	A9828-008-0A0	40112905	40145868	40169901	40130234	40145868		-

Zig Zag Presser Foot

This presser foot is used for sewing satin stitches, decorative stitches and letters.

- ⦿ The groove along the bottom of this presser foot ensures that the presser foot does not catch on the stitching, so the fabric will be smoothly fed.



HZL-DX	Exceed(F)	HZL-G	HZL-H	HZL-L	HZL-K	HZL-350Z	HZL-27Z/29Z	HZL-12Z
		-			40117722		-	

Button Attaching Presser Foot

This presser foot is used for holding a button in place and attaching it using the zigzag stitch.

- ⦿ Be sure to first lower the feed dog so the fabric is not fed and adjust the zigzag width so the needle enters the holes in the button.
- ⦿ To create a shank for the button, insert an awl or another similar object into the groove in the presser foot before sewing on the button so that the stitching will create a loop suitable for the thickness of the fabric.



HZL-DX	Exceed(F)	HZL-G	HZL-H	HZL-L	HZL-K	HZL-350Z	HZL-27Z/29Z	HZL-12Z
	40080969		40151630	-	40116156	40151630		-

Zipper Presser Foot

This presser foot is used for closely sewing along the edges of a zipper.

- ⦿ Since this presser foot has a pin on the left side and on the right side for attaching it to the presser foot holder, you can attach this presser foot on either side of the needle, depending on which side of the zipper is being sewn.
- ⦿ This presser foot can cleanly sew along the edges of the zipper without hitting the teeth.



HZL-DX	Exceed(F)	HZL-G	HZL-H	HZL-L	HZL-K	HZL-350Z	HZL-27Z/29Z	HZL-12Z
	A9823-010-0A0		40151622	40169903	40117903	40151622	40050946	40152343

Invisible Zipper Foot

This presser foot is used for inserting a concealed zipper.

- Since this presser foot lifts the teeth of the zipper as they are fed through the groove along the bottom of the presser foot, you can closely sew along the edges of the zipper teeth.



HZL-DX	Exceed(F)	HZL-G	HZL-H	HZL-L	HZL-K	HZL-350Z	HZL-27Z/29Z	HZL-12Z
	40080955		-		40117861		-	

Blind Stitch Presser Foot (Blind Hem Foot)

This presser foot is used for sewing blind hem stitches, which are sewn along the hems of pants and skirts to be invisible from the right side of the fabric.

- By sewing with the fabric fold aligned on the guide of this presser foot, only a few threads of the fabric will be uniformly caught in the stitch.
- Adjust the needle entry point or guide position according to the fabric before sewing.
- You can also use this presser foot as a guide when changing the needle position for hemstitching in a straight line.



HZL-DX	Exceed(F)	HZL-G	HZL-H	HZL-L	HZL-K	HZL-350Z	HZL-27Z/29Z	HZL-12Z
40112904	40080961	40112904	40145872	40169902	40117902	40145872	40050947	-

Smooth Presser Foot

This presser foot is used for materials that do not feed well and are difficult to sew, such as vinyl-coated fabric and leather.

- This presser foot, made of a fluorocarbon resin, smoothly feeds even vinyl-coated material and leather fabrics which may stick to a standard presser foot and are difficult to sew.



HZL-DX	Exceed(F)	HZL-G	HZL-H	HZL-L	HZL-K	HZL-350Z	HZL-27Z/29Z	HZL-12Z
	40079312		-		40079312		-	

Roller Foot

This presser foot is used for materials that do not feed well, such as vinyl-coated fabric, leather and terry cloth.

- The rollers at the front and back of this presser foot prevent it from sticking to or bunching fabrics for perfect seams.



HZL-DX	Exceed(F)	HZL-G	HZL-H	HZL-L	HZL-K	HZL-350Z	HZL-27Z/29Z	HZL-12Z
		-			40117711		-	

Rolled Hemming Presser Foot

This presser foot is used for sewing the edge of fabric while folding it twice to a narrow width about 1/8" (3 mm).

- The spiral guide of this presser foot rolls the edge of the fabric to create a narrow rolled hem.
- This presser foot can be used on light-weight to medium-weight fabric. Since the fabric can be uniformly folded twice without ironing, this presser foot is useful for finishing ruffles and handkerchief edges.



HZL-DX	Exceed(F)	HZL-G	HZL-H	HZL-L	HZL-K	HZL-350Z	HZL-27Z/29Z	HZL-12Z
	40080958		40145870	-	40117710	40145870	-	40141258

Hemming Presser Foot for Zigzag

This presser foot is used for sewing the edge of fabric with a zigzag stitch while folding the fabric twice to a narrow width.

- The spiral guide of this presser foot rolls the edge of the fabric while the narrow rolled hem is sewn with a zigzag stitch.
- This presser foot can sew thin and solid edging.



HZL-DX	Exceed(F)	HZL-G	HZL-H	HZL-L	HZL-K	HZL-350Z	HZL-27Z/29Z	HZL-12Z
	40080957					-		

Straight Stitch Presser Foot

This presser foot is used for sewing the straight stitch with the center needle position.

- The guidelines on the right side at the front of the presser foot allow you to check the positions at about 0.1", 0.2", 0.3" (3, 5 or 7 mm) from the needle.
- Since the needle drops into a small round opening, the seam is stabilized to create a perfect straight stitch.



HZL-DX	Exceed(F)	HZL-G	HZL-H	HZL-L	HZL-K	HZL-350Z	HZL-27Z/29Z	HZL-12Z
	-		40145874	-	40116154	40145874	-	

Binder Presser Foot

This presser foot is used for folding bias tape in four while edging fabric at a width of about 0.2" (5 mm).

- After tape with a width of about 0.75" to 1.0" (22 to 25 mm) is passed through the guide, this presser foot creates double-fold tape with a width of about 0.2" (5 mm) and sews it to bind the fabric.
- Single-fold tape with a width of about 0.4" to 0.5" (10 to 13 mm) can also be used. You can move the guide to the left or right to adjust the needle entry point.



HZL-DX	Exceed(F)	HZL-G	HZL-H	HZL-L	HZL-K	HZL-350Z	HZL-27Z/29Z	HZL-12Z
	40080954					-		

Walking Foot

This presser foot is used for stretch fabrics (such as knits), hard-to-feed materials (such as vinyl-coated fabric) and unevenly fed material (such as quilting or fabric with a nap).



- ⦿ This presser foot is equipped with an upper feed dog that works together with the feed dog of the sewing machine to feed the material in order to prevent bunched stitching and uneven feeding.
- ⦿ By inserting the guide bar, this presser foot can be used to quilt equally spaced seams.

HZL-DX	Exceed(F)	HZL-G	HZL-H	HZL-L	HZL-K	HZL-350Z	HZL-27Z/29Z	HZL-12Z
	40080963		40145876	40169917	40117721	40145876		-

Patchwork Presser Foot

This presser foot is used for piecing together patchwork with a seam allowance of 1/4" (6.4 mm) or 1/8" (3.2 mm).



- ⦿ Always ensure needle is set to center straight stitch. Align the edge of the fabric with the outer presser foot guide for a seam allowance of 1/4" or with the inner presser foot guide for a seam allowance of 1/8".
- ⦿ There are also marks at a 1/4" spacing at the front and back of the presser foot, allowing you to set the width of the seam allowance before and after needle entry.

HZL-DX	Exceed(F)	HZL-G	HZL-H	HZL-L	HZL-K	HZL-350Z	HZL-27Z/29Z	HZL-12Z
	40080959		-		40117712	-	40089759	-

1/4" Foot Presser

This presser foot is used for piecing together patchwork with a seam allowance of 1/4" (6.4 mm).



- ⦿ Always ensure needle is set to center straight stitch. Align the edge of the fabric with the presser foot guide to easily sew with a seam allowance of 1/4" (6.4 mm).
- ⦿ Since the needle drops into a small round opening, the seam is stabilized to create a perfect straight stitch.

HZL-DX	Exceed(F)	HZL-G	HZL-H	HZL-L	HZL-K	HZL-350Z	HZL-27Z/29Z	HZL-12Z
	40164071					-		

Presser Foot with Guide

The marks at a 0.07" (2 mm) spacing on this presser foot can be used as guides for stitching.



- ⦿ On the right side of the presser foot, there are guidelines at a 2 mm spacing from 0 to 2 cm from the center of the needle entry opening (center needle position).
- ⦿ This presser foot is useful when sewing parallel straight or decorative stitching.

HZL-DX	Exceed(F)	HZL-G	HZL-H	HZL-L	HZL-K	HZL-350Z	HZL-27Z/29Z	HZL-12Z
	40080952					-		

Edge Sewing Presser Foot

This presser foot is used for stitching seam lines, such as with **Stitch-in-the-ditch sewing for patchwork quilts and concealed seams on clothes.**



- ⦿ The long guide at the center of the presser foot fits perfectly in the seam line to stabilize stitching.
- ⦿ You can also use this presser foot as a guide when changing the needle position for hemstitching in a straight line.

HZL-DX	Exceed(F)	HZL-G	HZL-H	HZL-L	HZL-K	HZL-350Z	HZL-27Z/29Z	HZL-12Z
40080965								

Quilt Presser Foot

This presser foot is used for **free-motion quilting.**



- ⦿ With the feed dogs lowered, you can freely move the fabric to draw using stitching.
- ⦿ Use the screw to adjust the height of the presser foot according to the thickness of the fabric, so the fabric moves smoothly.

HZL-DX	Exceed(F)	HZL-G	HZL-H	HZL-L	HZL-K	HZL-350Z	HZL-27Z/29Z	HZL-12Z
40080964								

Quilt Presser Foot (Open Type)

This presser foot for **free-motion sewing is open at the front so that the needle area is easy to see.**



- ⦿ Use the screw to adjust the height of the presser foot according to the thickness of the fabric, so the fabric moves smoothly.

HZL-DX	Exceed(F)	HZL-G	HZL-H	HZL-L	HZL-K	HZL-350Z	HZL-27Z/29Z	HZL-12Z
40080949								

Quilt Presser Foot (Zigzag Type)

This presser foot is used for **free-motion sewing with zigzag stitches.**



- ⦿ The wide needle entry opening allows this presser foot to be used for free-motion sewing with zigzag stitches.
- ⦿ Since the presser foot moves up and down together with the movement of the needle, thick seams can easily be crossed.

HZL-DX	Exceed(F)	HZL-G	HZL-H	HZL-L	HZL-K	HZL-350Z	HZL-27Z/29Z	HZL-12Z
40080953		40145873		40169916	40052013	40145873		

Open Toe Presser Foot

This presser foot is used for stitching appliqués or designs.

- The wide opening at the front of this presser foot makes appliqués and designs easy to see, which is useful for curvy decorative stitching.
- The groove along the bottom of this presser foot ensures that the presser foot does not catch on the stitching, so the fabric will be smoothly fed.



HZL-DX	Exceed(F)	HZL-G	HZL-H	HZL-L	HZL-K	HZL-350Z	HZL-27Z/29Z	HZL-12Z
40080962								

Applique Presser Foot

This presser foot is used for stitching appliqués or designs.

- Since the front and back of this presser foot are short and transparent, appliqués and designs are easy to see, and you can easily sew sharp curves.
- The pin at the back keeps the presser foot horizontal, stabilizing it even when sewing appliqués.



HZL-DX	Exceed(F)	HZL-G	HZL-H	HZL-L	HZL-K	HZL-350Z	HZL-27Z/29Z	HZL-12Z
40080951								

Pearl Attaching Presser Foot

This presser foot is used for sewing on strands of pearls or beads.

- Pass the strand of pearls or beads up to a diameter of 4 mm through the dome-shaped groove in the center of the presser foot, and then sew with a zigzag stitch.
- This presser foot can also be used for sewing on thick cording, braiding or piping cord, even on curves.

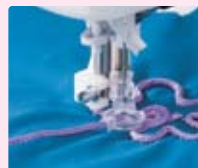


HZL-DX	Exceed(F)	HZL-G	HZL-H	HZL-L	HZL-K	HZL-350Z	HZL-27Z/29Z	HZL-12Z
40080956								

Cording and Embroidery Presser Foot

This presser foot is used for free-motion sewing of cording.

- This presser foot has a hole for supplying cording to be sewn over.
- With the feed dog lowered, you can freely move the fabric to create simple embroidery with cording.



HZL-DX	Exceed(F)	HZL-G	HZL-H	HZL-L	HZL-K	HZL-350Z	HZL-27Z/29Z	HZL-12Z
40080950								

Cording Presser Foot (for 3 Cords)

This presser foot is used for sewing on up to three thin decorative cords or embroidery threads.

- Pass threads through the three channels in front of the needle entry opening and sew them with the three-point zigzag stitch or decorative stitches in order to create three-dimensional decorations.



HZL-DX	Exceed(F)	HZL-G	HZL-H	HZL-L	HZL-K	HZL-350Z	HZL-27Z/29Z	HZL-12Z
	A9829-880-0A0		40145871		-	40145871		-

Gathering Foot

This presser foot automatically creates gathers in the fabric.

- Change the stitch length, thread tension and presser foot pressure to adjust the amount of fabric that is gathered.
- You can also use this presser foot to sew two pieces of fabric together while creating gathers in only the lower piece.



HZL-DX	Exceed(F)	HZL-G	HZL-H	HZL-L	HZL-K	HZL-350Z	HZL-27Z/29Z	HZL-12Z
	-		40165262		-	40145875		-

Other Accessories

Quilt Guide

This guide is used for sewing equally spaced rows of stitching.

- Insert this guide into the hole of the presser foot holder or the walking foot, and then sew while lightly tracing this guide along stitching.
- Adjust the spacing of the stitching by changing how far this guide is inserted.



HZL-DX	Exceed(F)	HZL-G	HZL-H	HZL-L	HZL-K	HZL-350Z	HZL-27Z/29Z	HZL-12Z
	A9833-550-0A0		40151624	40169918	A9833-550-0A0	40151624		-

Twin Needle

You can sew straight lines and decorative patterns in parallel with two needles with 0.07" (2 mm) spacing.

- For beautiful decorative stitches two threads can be a perfect addition.
- Set the sewing machines with 2 needle settings with optional functions. Not all stitches are approved for twin needle design.



HZL-DX	Exceed(F)	HZL-G	HZL-H	HZL-L	HZL-K	HZL-350Z	HZL-27Z/29Z	HZL-12Z
	40083061	-	40145877		-	40145877		-

Auxiliary Spool Pin (Additional Spool Pin)

This spool pin is used when another thread spool is needed for twin needle sewing or bobbin winding.

- Use this spool pin with a thread spool for twin needle sewing, spare machine threading or bobbin winding.



HZL-DX	Exceed(F)	HZL-G	HZL-H	HZL-L	HZL-K	HZL-350Z	HZL-27Z/29Z	HZL-12Z
40080967		-	40165254	40169872	-	40151633		-

Stitch Area Magnifier

This magnifier allows the needle area to be enlarged by approximately 1.4 times, making it easier to see.

- This is useful for viewing the needle area or performing intricate operations.



HZL-DX	Exceed(F)	HZL-G	HZL-H	HZL-L	HZL-K	HZL-350Z	HZL-27Z/29Z	HZL-12Z
40164074					-			

Thread Stand

This additional thread stand can be used with large cross-wound cone style thread.

- The specially designed thread guide that is also installed smoothly pulls the thread straight up.
- When placing the hard case on the sewing machine, this thread stand and thread guide can be removed in a single step.



HZL-DX	Exceed(F)	HZL-G	HZL-H	HZL-L	HZL-K	HZL-350Z	HZL-27Z/29Z	HZL-12Z
40163897					-			

Throat Plate for Straight Stitch

This needle plate designed specifically for straight stitching allows you to sew beautiful straight stitches.

- This needle plate is used to sew the straight stitch with the center needle position.
- Creates perfect needle feed for light weight fabrics or corner to corner stitching in patchwork piecing.



HZL-DX	Exceed(F)	HZL-G	HZL-H	HZL-L	HZL-K	HZL-350Z	HZL-27Z/29Z	HZL-12Z
-	40080968 [*]							-

^{*} HZL-G210/G110 Part No. 40080968 & 40064685(hook cover)

Magnetic Gauge

This gauge is used as a guide for the edge of the fabric when sewing with a fixed seam allowance. A magnet allows you to easily reposition the gauge.

- ⦿ A strong magnet holds this gauge in place on the needle plate. This gauge can also be used on household sewing machines with a metal needle plate.



HZL-DX	Exceed(F)	HZL-G	HZL-H	HZL-L	HZL-K	HZL-350Z	HZL-27Z/29Z	HZL-12Z
A9848-D25-0A0								

Wide Table

This table enlarges the work surface, allowing you to comfortably sew large projects.

- ⦿ After removing the auxiliary bed, this table can easily be installed by fitting it into place.



HZL-DX	Exceed(F)	HZL-G	HZL-H	HZL-L	HZL-K	HZL-350Z	HZL-27Z/29Z	HZL-12Z
J-FT(J-F/Table)			J-H/TABLE	J-L/TABLE	J-ET(J-E/Table)	J-H/TABLE		■

Foot Controller

This controller can be used to start/stop sewing and adjust the sewing speed with your foot.

- ⦿ Controlling the sewing machine with your foot leaves both of your hands free while sewing.



HZL-DX	Exceed(F)	HZL-G	HZL-H	HZL-L	HZL-K	HZL-350Z	HZL-27Z/29Z	HZL-12Z
40144122		40107482	40165257	40169914	40117706	Please contact your local JUKI dealer		

Foot Switch Stopper

This stopper can be used for disabling the foot switch of the foot controller.

- ⦿ Installing this stopper on the foot controller disables the function that is activated by stepping on the controller with your heel.



HZL-DX	Exceed(F)	HZL-G	HZL-H	HZL-L	HZL-K	HZL-350Z	HZL-27Z/29Z	HZL-12Z
40165358						-		

Knee-lifting Lever

Increase efficiency by using your knees to lift and lower the presser foot without using Your hands.

- Using your knee to push the lever to the right raises the presser foot, and when you return it will lower the presser foot.



HZL-DX	Exceed(F)	HZL-G	HZL-H	HZL-L	HZL-K	HZL-350Z	HZL-27Z/29Z	HZL-12Z
40070255						-		

Bobbin

These bobbins are designed specifically for JUKI household sewing machines.

- Since the bobbin type differs depending on your sewing machine model, be sure to use the bobbin designed for your machine.



HZL-DX	Exceed(F)	HZL-G	HZL-H	HZL-L	HZL-K	HZL-350Z	HZL-27Z/29Z	HZL-12Z
001141000000			40151627	A9834-030-0A0		40151627	A9834-030-0A0	40130125

Advanced Quilter's Kit

This set of presser feet is created specialty quilting and sewing as you advance in your sewing.

- This set contains the following: Edge Sewing Presser Foot, Quilt Presser Foot (Open Type), Quilt Presser Foot (Zigzag Type), Open Toe Presser Foot, Appliqué Presser Foot, Pearl Attaching Presser Foot



HZL-DX	Exceed(F)	HZL-G	HZL-H	HZL-L	HZL-K	HZL-350Z	HZL-27Z/29Z	HZL-12Z
40091174						-		

Heavy User Kit

This set of versatile and useful presser feet that will meet the needs of even advanced everyday users.

- This set contains the following: Button Attaching Presser Foot, Invisible Zipper Foot, Rolled Hemming Presser Foot, Binder Presser Foot, Presser Foot with Guide, Cording and Embroidery Presser Foot



HZL-DX	Exceed(F)	HZL-G	HZL-H	HZL-L	HZL-K	HZL-350Z	HZL-27Z/29Z	HZL-12Z
40091175						-		

Creative Set

This set of presser feet and bobbins are perfect for creative embellishment with your sewing machine.

© This set contains the following: Appliqué Presser Foot, Cording and Embroidery Presser Foot, Pearl Attaching Presser Foot, Cording Presser Foot (for 3 Cords), Presser Foot with Guide, Open Toe Presser Foot, Bobbin x5



HZL-DX	Exceed(F)	HZL-G	HZL-H	HZL-L	HZL-K	HZL-350Z	HZL-27Z/29Z	HZL-12Z
	40108163					-		



Solid Cording Foot (Left)

This one-sided presser foot, presses down on only one side of the fabric, is useful for sewing along edges of, for example, zippers and piping.

- Since the needle drops on the left side, this presser foot is useful for perfect alignment on pieces such as zippers and piping.
- This “fixed presser foot,” where presser foot and holder are one, provides stability when sewing flat materials.

TL

A9844-D25-BA0



Hinged Cording Foot

This one-sided presser foot, presses down on only one side of the fabric, is useful for sewing along edges of, for example, zippers and piping. It also allows thick seams to easily be crossed.

- Since the needle drops on the right side, this presser foot is useful for perfect alignment in a wide range of applications, such as concealed seams along edges of zippers and piping.
- This hinged presser foot can easily cross thick seams.

TL

A9844-D25-CA0



Hinged Zipper Foot

This narrow hinged presser foot is useful for sewing zippers and narrow pieces.

- The narrow width of 3 mm from the needle to the edge of the presser foot is perfect for sewing narrow pieces.
- Align the edge of the presser foot with the zipper teeth as a guide for a seam allowance of 3 mm.

TL

A9842-D25-0A0



Invisible Zipper Foot (Metal)

This presser foot is used for inserting a concealed zipper.

- Since this presser foot lifts the teeth of the zipper as they are fed through the groove along the bottom of the presser foot, you can closely sew along the edges of the zipper teeth.
- This presser foot is made of highly durable metal.

TL

A9841-D25-AA0



Invisible Zipper Foot (Plastic)

This presser foot is used for inserting a concealed zipper.

- ⦿ Since this presser foot lifts the teeth of the zipper as they are fed through the groove along the bottom of the presser foot, you can closely sew along the edges of the zipper teeth.
- ⦿ This presser foot is made of common plastic.

TL

A9841-D25-BA0



Smooth Foot

This presser foot is used for materials that do not feed well and are difficult to sew, such as vinyl-coated fabric and leather.

- ⦿ This presser foot, made of a fluorocarbon resin, smoothly and evenly feeds even vinyl-coated material and leather, which stick to metal presser feet and are difficult to sew.
- ⦿ Since resin wears with use, sew plain materials with the standard presser foot.

TL

A9840-D25-0A0



Hemming Foot

This presser foot is used for sewing the edge of fabric while folding it twice to a narrow width (about 3 mm). It is used for finishing ruffles and handkerchief edges.

- ⦿ The spiral guide of this presser foot rolls the edge of the fabric to create a narrow rolled hem. This presser foot can be used on light-weight to medium-weight fabric.
- ⦿ Since the fabric can be uniformly folded twice without ironing, this presser foot is useful for finishing ruffles and handkerchief edges.

TL

A9837-090-0A0



Piping Foot

This presser foot is used for creating piping and sewing it on. The groove that the cord passes through has a diameter of about 3 mm.

- ⦿ This presser foot is used to sew the edge of the fabrics along with the right side of the piping.
- ⦿ Use the groove to keep the piping in place while stitching.

TL

A9845-D25-0A0



Compensating Foot (Right 1.5mm)

This presser foot is used for stabilizing stitching 0.06" (1.5 mm) to the left of a thick seam. It is useful for coverstitching.

- ◎ By guiding the fabric along the right toe (guide) of the presser foot, stitching can be sewn 1.5 mm from the thick seam.
- ◎ Since a spring moves the guide up or down, this presser foot can be used with a wide variety of fabrics, from lightweight to heavyweight.

TL

A9843-D25-AA0



Compensating Foot (Left 1.5mm)

This presser foot is used for stabilizing stitching 0.06" (1.5 mm) to the right of a thick seam. It is useful for coverstitching.

- ◎ By guiding the fabric along the left toe (guide) of the presser foot, stitching can be sewn 1.5 mm from the thick seam.
- ◎ Since a spring moves the guide up or down, this presser foot can be used with a wide variety of fabrics, from lightweight to heavyweight.

TL

A9843-D25-BA0



Compensating Foot (Right 1/4")

This presser foot is used for stabilizing stitching 1/4" (6.5 mm) to the left of a thick seam.

- ◎ By guiding the fabric along the right toe (guide) of the presser foot, stitching can be sewn 1/4" from the thick seam.
- ◎ Since a spring moves the guide up or down, this presser foot can be used with a wide variety of fabrics, from lightweight to heavyweight.

TL

A5149-E98-ZA0



Compensating Foot (Right 7mm)

This presser foot is used for stabilizing stitching 0.03" (7 mm) to the left of a thick seam.

- ◎ By guiding the fabric along the right toe (guide) of the presser foot, stitching can be sewn 0.03" (7 mm) from the thick seam.
- ◎ Since a spring moves the guide up or down, this presser foot can be used with a wide variety of fabrics, from lightweight to heavyweight.

TL

A9850-D25-0A0



Regular Hinged Foot (1/4")

This presser foot is used for piecing together patchwork with a seam allowance of 1/4" (6.5 mm).

- ◎ Align the edge of the fabric with the edge of the presser foot to stitch with a seam allowance of 1/4".

TL

40171426



Regular Hinged Foot (7mm)

This presser foot is used for piecing together patchwork with a seam allowance of 7 mm.

- ◎ Align the edge of the fabric with the edge of the presser foot to stitch with a seam allowance of 7 mm.

TL

40171430



1/4" Presser Foot

This presser foot is used for piecing together patchwork with a seam allowance of 1/4" (6.5 mm).

- ◎ Align the edge of the fabric with the presser foot guide to easily sew with a seam allowance of 1/4".
- ◎ The guide being short at the front and back makes this presser foot perfect for sewing not only straight lines but also curves.

TL

40171428



7mm Presser Foot

This presser foot is used for piecing together patchwork with a seam allowance of 7 mm.

- ◎ Align the edge of the fabric with the presser foot guide to easily sew with a seam allowance of 7 mm.
- ◎ The guide being short at the front and back makes this presser foot perfect for sewing not only straight lines but also curves.

TL

40171432



Even Feed Foot

This presser foot is used for stretch fabrics (such as knits), hard-to-feed materials (such as vinyl-coated fabric) and unevenly fed material (such as quilting or fabric with a nap).

- ⦿ This presser foot is equipped with an upper feed dog that works together with the feed dog of the sewing machine to feed the material in order to prevent bunched stitching and uneven feeding.
- ⦿ When used together with the quilt guide, this presser foot is also useful for quilting so that seams are equally spaced.

TL

A9811-D25-0A0



1/5" Quilting Foot

This presser foot is used for free-motion quilting.

- ⦿ With the feed dog lowered, you can freely move the fabric to draw using stitching. The distance from the needle entry point to the outer edge of the presser foot is 1/5" (5 mm).
- ⦿ Since the presser foot moves up and down together with the movement of the needle, thick seams can easily be crossed.

TL

A9811-E98-AA0A



1/4" Quilting Foot

This presser foot is used for free-motion quilting. It is also useful as a guide for echo quilting.

- ⦿ With a distance of 1/4" (6.5 mm) from the needle entry point to the outer edge, this presser foot is perfect for echo quilting, stitching sewn equally spaced using the edge of the presser foot as a guide.
- ⦿ Since the presser foot moves up and down together with the movement of the needle, thick seams can easily be crossed.

TL

A9811-E98-BA0A



Quilting Foot Front Open Toe

This presser foot for free-motion sewing is open at the front so that the needle area is easy to see.

- ⦿ Since the presser foot moves up and down together with the movement of the needle, thick seams can easily be crossed.

TL

40171422



Quilting Foot Side Open Toe

This presser foot for free-motion sewing is open at the front so that the needle area is easy to see. It is used for free-motion sewing when the sewing machine is positioned longitudinally.

- ⦿ This presser foot is useful for free-motion sewing when the sewing machine is positioned longitudinally with the machine head in front of you. It is also perfect if you use with the free-motion table.
- ⦿ Since the presser foot moves up and down together with the movement of the needle, thick seams can easily be crossed.

TL

40166734



1/4" Quilting Foot (for Ruler)

This presser foot is used for free-motion quilting using a ruler.

- ⦿ With a distance of 1/4" (6.5 mm) from the needle entry point to the outer edge of the presser foot, sew using a ruler as a guide. The front of the presser foot is lowered, making it easier to see the needle area.
- ⦿ Use the screw to adjust the height of the presser foot according to the thickness of the fabric.

TL

40166729



Echo Quilting Foot

This presser foot for free-motion sewing has guidelines useful for echo quilting.

- ⦿ The circular guidelines at 1/4" (6.5 mm) and 5/8" (10 mm) from the needle entry point are useful for echo quilting, stitching sewn equally spaced.
- ⦿ Use the screw to adjust the height of the presser foot according to the thickness of the fabric.

TL

40166739



Other Accessories

Foot for Thin Fabric

This presser foot was designed specifically for easily sewing lightweight materials.

- ⦿ Since the needle drops into a round opening, this presser foot reduces puckering when sewing lightweight materials and prevents skipped stitches as well as faulty stitching.

TL

A9813-096-0A0A



Throat Plate for Thin Fabric

The small needle hole makes this throat plate perfect for sewing lightweight materials.

- This throat plate prevents stitching shrinkage and keeps lightweight materials out of the needle hole.
- Recommended Needle size #9 to #11.

TL
A9839-090-AA0



Throat Plate for Thick Fabric

The large needle hole makes this throat plate ideal for sewing heavyweight materials.

- This throat plate is perfect for heavy-weight fabrics and thick needles. The chance of the needle hitting the needle plate is reduced, allowing you to sew more safely with even more combinations of heavyweight fabrics and thick needles.
- Recommended Needle size #16 to #18 .

TL
A9839-090-BA0



Quilt Guide for Even Feed Foot

This guide is used for sewing parallel rows of stitching that are equally spaced.

- This guide, installed on either side of the needle, can be used for stitching on either the left or the right side.
- With marks on the guide bar at a 1/5" (5 mm) spacing, this guide can be moved as far as 2.32" (60 mm) to the left or right side of the needle.

TL
40171424



T Gauge

This gauge is used as a guide for the edge of the fabric when sewing with a fixed seam allowance.

- The guide being long at the front and back makes this gauge perfect for sewing long straight lines.
- The gauge can be moved as far as 3/4" (20 mm) from the needle and secured by loosening and tightening the screws with a screwdriver.

TL
A9846-D25-0A0



Swing Gauge

This gauge is used as a guide for the edge of the fabric when sewing with a fixed seam allowance. This gauge can be swung toward you so that it is out of the way when not in use.

- The guide being short at the front and back makes this gauge perfect for sewing gentle curves.
- The gauge can be moved as far as 1.2" (30 mm) from the needle and secured by loosening and tightening the screws with a screwdriver.

TL

A9847-D25-0A0



Magnetic Gauge

This gauge is used as a guide for the edge of the fabric when sewing with a fixed seam allowance. A magnet allows you to easily reposition the gauge.

- A strong magnet holds this gauge in place on the needle plate.
- This gauge can also be used on household sewing machines with a metal needle plate.

TL

A9848-D25-0A0



Ruler Set

This quilting ruler is used as a template for stitching designs using the quilting ruler foot.

- Various patterns can be formed by combining basic lines and shapes.
- Be sure to use this kit together with the presser foot for a ruler. The kit contents and shapes may differ.

TL

Please contact your local JUKI dealer



Free Motion Table

This table is used for free-motion sewing when the sewing machine is positioned longitudinally.

- This auxiliary table for free-motion sewing is transparent, making it easy to see under the work surface.
- It is also perfect for use with the quilting foot side open toe.

TL

Please contact your local JUKI dealer



Foot Controller

This controller can be used to start/stop sewing and adjust the sewing speed with your foot.

- © Controlling the sewing machine with your foot leaves both of your hands free while sewing.



TL

40144122 (TL-2200QVP Mini/2010Q/2000Qi Only)

Foot Switch Stopper

This stopper can be used for disabling the foot switch of the foot controller.

- © Installing this stopper on the foot controller disables the function that is activated by stepping on the controller with your heel.



TL

40165358 (TL-2200QVP Mini/2010Q/2000Qi Only)

Knee-lifting Lever

Increase efficiency by using your knees to lift and lower the presser foot without using Your hands.

- © Using your knee to push the lever to the right raises the presser foot, and when you return it will lower the presser foot.



TL

A3425-X28-0A0

Bobbin

This bobbin is designed specifically for the vertical full rotary hook in JUKI semi-professional sewing machines.

- © A notch allows this bobbin to be placed on the bobbin winding shaft.



TL

A9851-D25-0A0

Bobbin Case

This bobbin case is designed specifically for the vertical full rotary hook in JUKI semi-professional sewing machines.

- ◎ The latch, which can be opened or closed, allows this vertical bobbin case to easily be inserted into or removed from the machine. This bobbin case also allows you to adjust the bobbin thread tension.

TL

A9852-D25-0A0



Overlock Sewing Machine Accessories

Standard Presser Foot

This presser foot is used for regular overlock stitching. It can also be used for sewing in tape while overlocking the edge of the fabric.

- ⦿ The shape, functionality and guide line positions differ depending on the model. For details, refer to the manual supplied with your machine.



MO-2000QVP MO-1000	MO-735	MO-114D MO-104D	MO-655	MO-654DE MO-644D	MO-623	MO-50e	MCS-1500
40134861	A15011300B0	A1501800-0A0	A15016550B0A	A15016340B0	A15016130B0A	40131302	40122001

Blind Stitch Presser Foot (For Right Needle)

This presser foot is used to sew blind hem stitching while overlocking the edge of the fabric.

- ⦿ With this presser foot, the fabric edge, folded in three, can be inserted and the guide plate and positioned so that stitching will not be visible from the right side of the fabric.
- ⦿ Since this presser foot is designed specifically for use with the right needle, it cannot be used with the left needle of a two-needle sewing machine.



MO-2000QVP MO-1000	MO-735	MO-114D MO-104D	MO-655	MO-654DE MO-644D	MO-623	MO-50e	MCS-1500
40138091	A9810-634-0A0A					-	

Universal Blind Stitch Presser Foot (For Right & Left Needle)

This presser foot is used to sew blind hem stitching, decorative flatlock or pintucks.

- ⦿ This presser foot can be used with either the right or the left needle and has a guide plate that can be moved within a wide range.
- ⦿ Since the seam width can be adjusted, this presser foot is also useful for decorating by sewing along a folded edge with decorative flatlock or with roll hem (pintuck) stitches.



MO-2000QVP MO-1000	MO-735	MO-114D MO-104D	MO-655	MO-654DE MO-644D	MO-623	MO-50e	MCS-1500
40149058	A9521-634-0A0A					40131946	-

Elasticator Presser Foot

This presser foot is used for sewing in elastic tape while overlocking the edge of the fabric.

- ⊙ Tension is applied to the elastic tape by the roller guide at the front of the presser foot, stretching the tape while it is sewn in. The tension can be adjusted with the roller clamping screw. Elastic tape with a width of 5 to 8 mm width is best.



MO-2000QVP MO-1000	MO-735	MO-114D MO-104D	MO-655	MO-654DE MO-644D	MO-623	MO-50e	MCS-1500
40138095	A9815-655-0A0A					40131947	-

Cording Presser Foot

This presser foot is used for sewing on nylon thread or wire for crafts.

- ⊙ Hook the nylon thread or wire on the two gimp guides before sewing.
- ⊙ This will give tension to fabric edges, such as on frills, and prevent them from collapsing.




MO-2000QVP MO-1000	MO-735	MO-114D MO-104D	MO-655	MO-654DE MO-644D	MO-623	MO-50e	MCS-1500
40138099	A9820-655-0A0A						-

Beading Presser Foot

This presser foot is used for sewing on strands of pearls, beads or sequins.

- ⊙ Braiding of a width of up to 4 mm as well as transparent or decorative threads can be sewn on. The strand can also be sewn in the middle of fabric by sewing along a folded edge with flatlock.



MO-2000QVP MO-1000	MO-735	MO-114D MO-104D	MO-655	MO-654DE MO-644D	MO-623	MO-50e	MCS-1500
40138106	A9870-634-0A0A					40131949	-

Curved Beading Presser Foot

This presser foot is used for sewing on strands of pearls, beads or sequins along curves.

- ⊙ Braiding of a width of up to 4 mm can be sewn onto an outside curve (toward the left) with a diameter of at least 15 cm. This presser foot being short at the front allows it to easily follow curves.



MO-2000QVP MO-1000	MO-735	MO-114D MO-104D	MO-655	MO-654DE MO-644D	MO-623	MO-50e	MCS-1500
40149059	A9870-634-0A0A						-

Piping Presser Foot

This presser foot is used for sewing on piping while overlocking the edge of the fabric.

- ☉ Sew along the edge of the piping with the tubular part of the tape fed into the groove along the bottom of this presser foot. Use either both needles or only the left needle with this presser foot.



MO-2000QVP MO-1000	MO-735	MO-114D MO-104D	MO-655	MO-654DE MO-644D	MO-623	MO-50e	MCS-1500
40138103	A9865-655-0A0A					40131950	-

Gathering Presser Foot

This presser foot is used for sewing together two pieces of fabric while creating gathers.

- ☉ Using the differential feed, gathers can be created in only the lower piece. You can adjust the amount of fabric that is gathered by changing the differential feed between 1.5 and 2.0.
- ☉ Gathers can also be created in a single piece of fabric.



MO-2000QVP MO-1000	MO-735	MO-114D MO-104D	MO-655	MO-654DE MO-644D	MO-623	MO-50e	MCS-1500
40138121	A9860-655-0A0C				-	40131948	-

Taping Foot

This presser foot is used for sewing in tape while overlocking the edge of the fabric.

- ☉ Feed the tape into the slot at the front of the presser foot, and adjust the guide according to the width of the tape. Use this presser foot to insert tape along shoulder seams in order to reinforce them.



MO-2000QVP MO-1000	MO-735	MO-114D MO-104D	MO-655	MO-654DE MO-644D	MO-623	MO-50e	MCS-1500
-						40131951	-

Chain Stitch Presser Foot

This presser foot is designed specifically for sewing chain stitches.

- ☉ Use the left needle with this presser foot. (Be sure to remove the right and center needles before using this presser foot.)



MO-2000QVP MO-1000	MO-735	MO-114D MO-104D	MO-655	MO-654DE MO-644D	MO-623	MO-50e	MCS-1500
-							40177370

Coverstitch Hem Guide

This guide is used for setting the folded width of the fabric and the stitching position for coverstitching.

- ⦿ This guide can set the folded width of the fabric and align the edge of the fabric from the back side, where it is difficult to see the coverstitching. First fold the fabric to the width that is to be sewn, and then adjust the guide according to the width of the fold. This guide is perfect for finishing pant and sleeve hems of clothes.




MO-2000QVP MO-1000	MO-735	MO-114D MO-104D	MO-655	MO-654DE MO-644D	MO-623	MO-50e	MCS-1500
-	40122229			-			40177371

Upper Looper Converter

Two-thread overlocking or flatlock can be sewn with a 3/4-thread overlock sewing machine.

- ⦿ By covering the upper looper, you can sew with only two threads (lower looper thread and needle thread). Although two pieces of fabric cannot be sewn together, you can easily sew overlocking with two threads.



MO-2000QVP MO-1000	MO-735	MO-114D MO-104D	MO-655	MO-654DE MO-644D	MO-623	MO-50e	MCS-1500
-	A9130-777-0A0		A9825-634-0A0				-

Waste Collector

This box collects scraps of fabric cut by the overlock sewing machine.

- ⦿ This is useful for throwing out all scraps after work is completed, without allowing them to scatter around the work area.
- ⦿ When storing the sewing machine, accessories such as the foot controller can be stored in this box.



MO-2000QVP MO-1000	MO-735	MO-114D MO-104D	MO-655	MO-654DE MO-644D	MO-623	MO-50e	MCS-1500
40134096	A9108-130-000	A9108-880-L000			-		

Foot Control

This controller can be used to start/stop sewing and adjust the sewing speed with your foot.

- ⦿ Controlling the sewing machine with your foot leaves both of your hands free while sewing.



MO-2000QVP MO-1000	MO-735	MO-114D MO-104D	MO-655	MO-654DE MO-644D	MO-623	MO-50e	MCS-1500

Please contact your local JUKI dealer

MO Attachment Set 8pcs

This is a set of eight presser feet that can be used for practical sewing or decorative stitching.

- © This set contains the following: Blind Stitch Presser Foot (For Right Needle), Universal Blind Stitch Presser Foot (For Right & Left Needle), Elasticator Presser Foot, Cording Presser Foot, Beading Presser Foot, Curved Beading Presser Foot, Piping Presser Foot, Gathering Presser Foot



MO-2000QVP MO-1000	MO-735	MO-114D MO-104D	MO-655	MO-654DE MO-644D	MO-623	MO-50e	MCS-1500
40149062			40123395			-	

MO Attachment Set 6pcs

This is a set of six presser feet that can be used for practical sewing or decorative stitching.

- © This set contains the following: Blind Stitch Presser Foot (For Right Needle), Elasticator Presser Foot, Cording Presser Foot, Beading Presser Foot, Piping Presser Foot, Gathering Presser Foot



MO-2000QVP MO-1000	MO-735	MO-114D MO-104D	MO-655	MO-654DE MO-644D	MO-623	MO-50e	MCS-1500
40149061			40064938			-	

MO Attachment Set 3pcs

This is a set of three presser feet that can be used for practical sewing or decorative stitching.

- © This set contains the following: Blind Stitch Presser Foot (For Right Needle), Elasticator Presser Foot, Cording Presser Foot



MO-2000QVP MO-1000	MO-735	MO-114D MO-104D	MO-655	MO-654DE MO-644D	MO-623	MO-50e	MCS-1500
40149060			40064939			-	

MO Attachment Set 6pcs

This is a set of six presser feet that can be used for practical sewing or decorative stitching.

- © This set contains the following: Universal Blind Stitch Presser Foot (For Right & Left Needle), Elasticator Presser Foot, Beading Presser Foot, Piping Presser Foot, Gathering Presser Foot, Taping Foot



MO-2000QVP MO-1000	MO-735	MO-114D MO-104D	MO-655	MO-654DE MO-644D	MO-623	MO-50e	MCS-1500
			-			40134119	-



18" Long Arm Quilting Machine Accessories

Quilting Foot

Free Motion Presser Foot used for free-motion sewing and Ruler Work

- With a distance of 1/4" (6.5 mm) from the needle entry point to the outer edge, use this presser foot for free motion quilting and to sew with a quilting ruler as a guide.



40125767

Open Toe Foot

This presser foot for free-motion sewing is open at the front so that the needle area is easy to see.

- This presser foot is useful for quilting small designs or anytime visual of the needle area is needed.



40144744

Bobbin

M Size bobbins for a double-capacity hook specifically designed for the TL2200 Longarm.

- Juki M bobbins are made of solid aluminum.



D9117141E00

Bobbin Case

M Size bobbin case for a double-capacity hook.

- ◎ This bobbin case allows you to adjust the bobbin thread tension.

B18372015A0



Needle

Longarm Needle Pack

- ◎ This set contains ten GB 134R #18 needles.

MDP5AAB11OT




Sub Table

This auxiliary table can be used to enlarge the work surface.

- ◎ This table is useful when sewing large projects. Two are required for installation on the left and right sides. Work area dimensions: 15.7" (W) × 33.7" (D) (400mm (W) × 855mm(D))

81007841



Tension Gauge

This gauge can be used for measuring the tension of the bobbin thread.

- ◎ The tension of the bobbin thread can be measured while leaving the bobbin case installed.

Please contact your local JUKI dealer



Leader Cloth

3 Piece set of Leaders for attaching quilt fabric to rails.

- With this leader cloth, excess fabric is not needed for wrapping around rails, and the printed guide lines help with aligning. This cloth is 10 feet wide.




Please contact your local JUKI dealer

Ruler Base

This base is used for stabilizing rulers when stitching designs.

- Install this base around the needle plate of the machine to expand the work surface. Base can be removed when not in use.



Please contact your local JUKI dealer

Ruler Set

This quilting ruler is used for creating a pattern while stitching.

- Various patterns can be formed by combining basic lines and shapes. Be sure to use this kit together with the ruler base and presser foot for a ruler. The kit contents and shapes may differ.



Please contact your local JUKI dealer

Learning Ruler Kit

This kit gives you a reusable practice grid to preview your designs.

- A tube template tester to emulate the ruler foot of your machine. Use with your write erase pen. Super Grip Dots to steady your rulers on fabric.



Please contact your local JUKI dealer

Quilt Clips

4 quilt clips for 1 1/2 inch frame rails

- These quilt clips allow you to adjust your quilt and have the perfect fabric tension while quilting.



Please contact your local JUKI dealer

2 ft Extension

Extend your Juki Frame to 7 feet or 12 feet to perfectly fit your quilting space.



Please contact your local JUKI dealer

Rear Handles

Handle allows you to operate the sewing machine from back of machine by moving the LCD screen and Laser Light.

- Use this handle to Quilt while using a laser to trace a design placed on the frame.



Please contact your local JUKI dealer

Table Polish Paste

Table Polish Kit

- Use table polish with cloth to create a clean ultra smooth surface for your guild to glide over.



Please contact your local JUKI dealer

Accessories List

Household Sewing Machine Accessories List

	HZL-DX Series	Exceed(F) Series	HZL-G Series	HZL-H Series	HZL-L Series	HZL-K Series	HZL-350Z Series	HZL-27Z/29Z	HZL-12Z	
	DX-2000VP HZL-DX7 HZL-DX5	HZL-F600 HZL-F400 HZL-F300	HZL-G220 HZL-G120 HZL-G210 HZL-G110	HZL-80HP HZL-70HW HZL-60HR	HZL-LB5100 HZL-LB5020	HZL-K85 HZL-K65	HZL-357ZP HZL-355ZW HZL-353ZR	HZL-27Z HZL-29Z	HZL-12Z	
Practical Sewing Presser Feet	Standard Presser Foot	40057923		40165250	40169908	40051131	40151600	40051131	40130228	
	Overcasting Presser Foot (Overedge Foot)	40080960		40110163	40145869	40169900	40117901	40145869	40050948 -	
	Buttonhole Presser Foot	40080966		40110162	40165251	40169879	40117900	40151623	40088436	
	Decorate Stitch Presser Foot (Manual BH Presser Foot/Satin Stitch Foot)	40112905	A9828-008-0A0	40112905	40145868	40169901	40130234	40145868	-	
	Zig Zag Presser Foot					-	40117722	-		
	Button Attaching Presser Foot	40080969		40151630	-	40116156	40151630	-		
	Zipper Presser Foot	A9823-010-0A0		40151622	40169903	40117903	40151622	40050946	40152363	
	Invisible Zipper Foot	40080955				-	40117861	-		
	Blind Stitch Presser Foot (Blind Hem Foot)	40112904	40080961	40112904	40145872	40169902	40117902	40145872	40050947 -	
	Smooth Presser Foot	40079312				-	40079312	-		
	Roller Foot			-			40117711	-		
	Rolled Hemming Presser Foot	40080958		40145870	-	40117710	40145870	-	40141258	
	Hemming Presser Foot for Zigzag	40080957								-
	Straight Stitch Presser Foot			-	40145874	-	40116154	40145874	-	
Binder Presser Foot	40080954								-	
Decorative Stitching/Quilting Presser Feet	Walking Foot	40080963		40145876	40169917	40117721	40145876	-		
	Patchwork Presser Foot	40080959				-	40117712	40089759	-	
	1/4" Foot Presser	40164071								-
	Presser Foot with Guide	40080952								-
	Edge Sewing Presser Foot	40080965								-
	Quilt Presser Foot	40080964								-
	Quilt Presser Foot (Open Type)	40080949								-
	Quilt Presser Foot (Zigzag Type)	40080953		40145873	40169916	40052013	40145873	-		
	Open Toe Presser Foot	40080962								-
	Applique Presser Foot	40080951								-
	Pearl Attaching Presser Foot	40080956								-
	Cording and Embroidery Presser Foot	40080950								-
	Cording Presser Foot (for 3 Cords)	A9829-800-0A0		40145871			-	40145871	-	
	Gathering Foot			-	40165262			-	40145875	-
Other Accessories	Quilt Guide	A9833-550-0A0		40151624	40169918	A9833-550-0A0	40151624	-		
	Twin Needle	40083061		-	40145877			-	-	
	Auxiliary Spool Pin (Additional Spool Pin)	40080967		-	40165254	40169872	-	40151633	-	
	Stitch Area Magnifier	40164074								-
	Thread Stand	40163897								-
	Throat Plate for Straight Stitch	-	40080968 *							-
	Magnetic Gauge									A9848-D25-0A0
	Wide Table	J-FT(J-F/Table)		J-H/TABLE	J-L/TABLE	J-ET(J-E/Table)	J-H/TABLE	-		
	Foot Controller	40144122	40107482	40165257	40169914	40117706	Please contact your local JUKI dealer			
	Foot Switch Stopper	40165358								-
	Knee-lifting Lever	40070255								-
	Bobbin	001141000000			40151627	A9834-030-0A0	40151627	A9834-030-0A0	40130125	
	Advanced Quilter's Kit	40091174								-
	Heavy User Kit	40091175								-
Creative Set	40108163								-	

* HZL-G210/G110 Part No. 40080968 & 40064685(hook cover)

Semiprofessional Sewing Machine Accessories List

		TL Series			TL Series	
Practical Sewing Presser Feet	Standard Presser Foot	A9836-D25-0A0	Decorative Stitching/Quilting Presser Feet	1/5" Quilting Foot	A9811-E98-AA0A	
	Zipper Attaching Foot	A9838-090-0A0		1/4" Quilting Foot	A9811-E98-BA0A	
	Solid Cording Foot (Right)	A9844-D25-AA0		Quilting Foot Front Open Toe	40171422	
	Solid Cording Foot (Left)	A9844-D25-BA0		Quilting Foot Side Open Toe	40166734	
	Hinged Cording Foot	A9844-D25-CA0		1/4" Quilting Foot (for Ruler)	40166729	
	Hinged Zipper Foot	A9842-D25-0A0		Echo Quilting Foot	40166739	
	Invisible Zipper Foot (Metal)	A9841-D25-AA0		Other Accessories	Foot for Thin Fabric	A9813-096-0A0A
	Invisible Zipper Foot (Plastic)	A9841-D25-BA0			Throat Plate for Thin Fabric	A9839-090-AA0
	Smooth Foot	A9840-D25-0A0			Throat Plate for Thick Fabric	A9839-090-BA0
	Hemming Foot	A9837-090-0A0			Quilt Guide for Even Feed Foot	40171424
	Piping Foot	A9845-D25-0A0			T Gauge	A9846-D25-0A0
	Compensating Foot (Right 1.5mm)	A9843-D25-AA0			Swing Gauge	A9847-D25-0A0
	Compensating Foot (Left 1.5mm)	A9843-D25-BA0			Magnetic Gauge	A9848-D25-0A0
	Compensating Foot (Right 1/4")	A5149-E98-ZA0			Ruler Set	Please contact your local JUKI dealer
Compensating Foot (Right 7mm)	A9850-D25-0A0	Free Motion Table	Please contact your local JUKI dealer			
Regular Hinged Foot (1/4")	40171426	Foot Controller	40144122 (TL-Z2000VP Mini/20100/20000i Only)			
Regular Hinged Foot (7mm)	40171430	Foot Switch Stopper	40165358 (TL-Z2000VP Mini/20100/20000i Only)			
1/4" Presser Foot	40171428	Knee-lifting Lever	A3425-X28-0A0			
7mm Presser Foot	40171432	Bobbin	A9851-D25-0A0			
Even Feed Foot	A9811-D25-0A0	Bobbin Case	A9852-D25-0A0			

Overlock Sewing Machine Accessories List

	MO-20000VP MO-1000	MO-735	MO-114D MO-104D	MO-655	MO-654DE MO-644D	MO-623	MO-50e	MCS-1500
Standard Presser Foot	40134861	A15011300B0	A1501-800-0A0	A15016550B0A	A15016340B0	A15016130B0A	40131302	40122001
Blind Stitch Presser Foot (For Right Needle)	40138091	A9810-634-0A0A					-	-
Universal Blind Stitch Presser Foot (For Right & Left Needle)	40149058	A9521-634-0A0A					40131946	-
Elasticator Presser Foot	40138095	A9815-655-0A0A					40131947	-
Cording Presser Foot	40138099	A9820-655-0A0A					-	-
Beading Presser Foot	40138106	A9870-634-0A0A					40131949	-
Curved Beading Presser Foot	40149059	A9511-634-0A0A					-	-
Piping Presser Foot	40138103	A9865-655-0A0A					40131950	-
Gathering Presser Foot	40138121	A9860-655-0A0C			-	-	40131948	-
Taping Foot		-					40131951	-
Chain Stitch Presser Foot		-						40177370
Coverstitch Hem Guide	-	40122229	-					40177371
Upper Looper Converter	-	A9130-777-0A0	A9825-634-0A0					-
Waste Collector	40134096	A9108-130-000	A910-880-L000	-				-
Foot Control		Please contact your local JUKI dealer						
MO Attachment Set 8pcs	40149062				40123395			-
MO Attachment Set 6pcs	40149061				40064938			-
MO Attachment Set 3pcs	40149060				40064939			-
MO Attachment Set 6pcs					-			40134119

18" Long Arm Quilting Machine Accessories List

Quilting Foot	40125767	Ruler Base	Please contact your local JUKI dealer
Open Toe Foot	40144744	Ruler Set	Please contact your local JUKI dealer
Bobbin	D9117141E00	Learning Ruler Kit	Please contact your local JUKI dealer
Bobbin Case	B1837201SA0	Quilt Clips	Please contact your local JUKI dealer
Needle	MDP5AAB110T	2 R Extension	Please contact your local JUKI dealer
Sub Table	81007841	Rear Handles	Please contact your local JUKI dealer
Tension Gauge	Please contact your local JUKI dealer	Table Polish Paste	Please contact your local JUKI dealer
Leader Cloth	Please contact your local JUKI dealer		

